

Statistics Working Group

Arts and culture in Australian life

A STATISTICAL SNAPSHOT

DID YOU KNOW ...

That as many as 3.5 million Australians work in our culture and leisure sector?

That 85 per cent of Australians attend at least one cultural venue or event in a year?

Or that Australia exported over \$534 million in cultural goods in the last financial year?

This statistical snapshot brings together the latest data on Australia's dynamic arts and cultural sector. It includes data on Australians working, participating and volunteering in the arts and cultural sector, Indigenous arts and culture, Australian spending on arts and culture, and the impact of the sector on our economy.



February 2008



EMPLOYMENT AND WORK

**3.5 million
Australians
work in the
cultural sector**

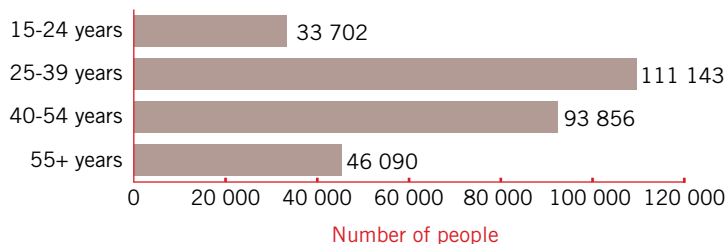
A growing number of Australians are finding employment and work opportunities in the arts and cultural sector.

- 22 per cent of all Australians aged 15 years and over (that is 3.5 million people) undertook some paid or unpaid work in cultural/leisure activities in the 12 months prior to April 2007.¹
- Of these, 1.1 million or 30 per cent received payment for their work.¹
- 473 552 Australians were employed in cultural activities as their main job in 2006.²
- 284 793 people had a cultural occupation as their main job in 2006 (that is 3.1 percent of employed people).²

Cultural employment (main job)—Australia 2006



Persons employed in cultural occupations (as main job) by age, 2006



Cultural occupations—the five largest groups are:

Design workers	59 336
Architects and urban planners	32 037
Printing workers	31 077
Library and archive workers	25 739
Writers and print media workers	23 765

Source for tables above: ABS, Employment in Culture, 2006²

Photo: Young Australian Concert Artists program—Lara Viscovich with Oliver Kas.

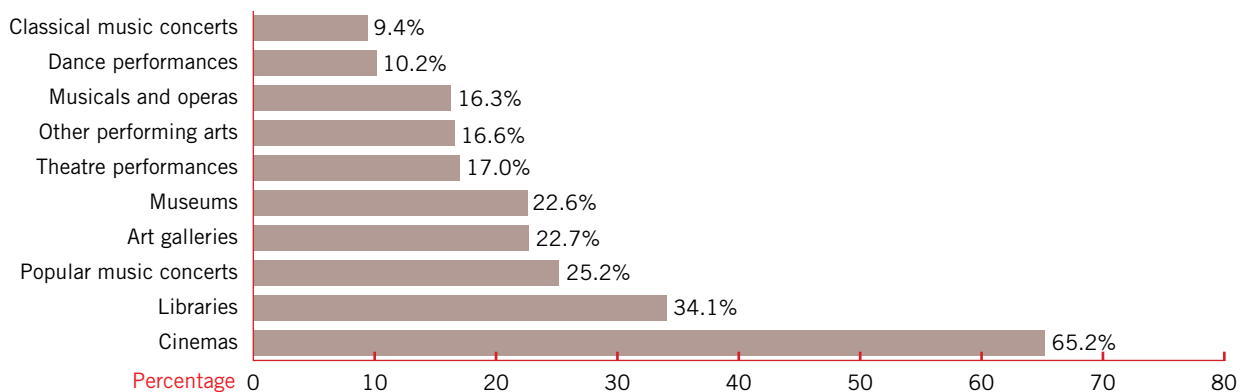
ATTENDANCE AND PARTICIPATION

85 per cent
of Australians
attend cultural
venues and
events

Australians of all ages actively support arts and culture as audiences, participants, creators and volunteers.

- More than 13.5 million Australian adults attended a cultural venue or event at least once in the 12 months prior to interviews conducted in 2005–06, representing 85 per cent of the population aged 15 years and over.³
- In 2005–06, around 1.9 million children attended a public library, gallery, museum or performing arts event at least once outside of school hours, representing 71 per cent of the population aged 5–14 years.⁴
- 74 per cent of people aged five years and over, with a disability and living in households, participated in cultural or recreational activities outside their homes in 2003.⁵
- 69 per cent of people aged 60 years or over, living in households, participated in cultural or recreational activities outside their homes in 2003.⁵
- 207 200 people aged 18 years and over volunteered their time to assist an arts or heritage organisation, in the 12 months prior to interviews conducted in 2006, providing 30.6 million hours of voluntary work.⁶

Attendance rates for persons aged 15 years and over during the 12 months prior to 2005–06 interviews



Source: ABS, Attendance at Selected Cultural Venues and Events, 2005–06³

Photo: The Song Room, a Melbourne-based company, inspires a young audience.



INDIGENOUS ARTS AND CULTURE

27 per cent of Indigenous adults participate in creative arts

Aboriginal and Torres Strait Islander arts and culture are a distinctive and defining element of Australia's cultural life.

- Around 2.5 per cent of all employed Indigenous people worked in cultural occupations as their main job in 2006.²
- 77 300 Indigenous people aged 15 years and over, that is 27 per cent, actively participated in at least one Indigenous creative arts activity in 2002.⁷
- 65 200 Indigenous adults living in non-remote areas visited a cultural heritage institution (museum, library or gallery) at least once in the three months prior to being interviewed in 2002, while 92 140 attended movies, theatre or concerts.⁷

CULTURAL SPENDING

Australian households spend \$14.7 billion on culture

Arts and cultural goods and services are important items in Australian households' budgets.

- Australia's 7.7 million households spent \$14 678 million on arts and culture, averaging \$36.39 per week in 2003–04.⁸
- Of that expenditure Australians spent most on:

1. Books	\$1589 million
2. Televisions	\$1375 million
3. Pay TV fees	\$1085 million
4. Newspapers	\$1033 million
5. Pre-recorded video cassettes and discs	\$839 million ⁸

Source: ABS, Attendance at Selected Cultural Venues and Events, 2005–06³

Photo: The Dreaming Festival, 2007.



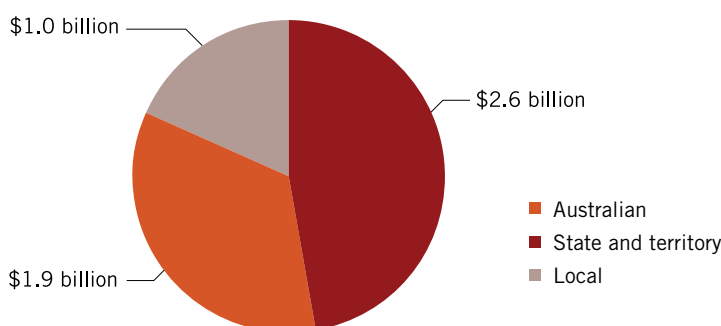
CULTURAL SPENDING BY GOVERNMENT

Australian governments spend \$5.5 billion on cultural funding

Governments throughout Australia are committed to supporting a vibrant and thriving culture.

- In 2005–06, the Australian Government, states and territories and local governments spent \$5.5 billion on arts and culture, with state and territory funding making up almost half of all government cultural expenditure.⁹

Total government cultural funding 2005–06



CULTURAL INDUSTRIES

Australia exported \$534.1 million worth of cultural goods in 2006–07

The arts and cultural sector is a vital component of the Australian economy.

- Australia exported cultural goods to the value of \$534.1 million in 2006–07.¹⁰
- In 2001–02, Australian production of cultural goods and services was valued at \$48.6 billion.¹¹
- In June 2006 there were 77 900 registered businesses in the cultural industry sector across Australia.¹²
- In 2005–06, outputs for selected industry sectors included¹³:

Industry	Total income (\$m)	Value added (\$m)
Motion picture, radio and television services	13 769	4885
Libraries, museums and the arts	4348	1579
Printing, publishing and recorded media	23 781	10 491
Total for selected cultural industries	41 898	16 955

This statistical snapshot has been compiled by the Statistics Working Group of Australia's Cultural Ministers Council and the National Centre for Culture and Recreation Statistics.

CULTURAL MINISTERS COUNCIL

The Cultural Ministers Council was established in 1984 as a forum for exchanging views and collaboration on issues affecting cultural activities in Australia. It comprises Australian, state and territory, and New Zealand government ministers responsible for the arts and cultural heritage. Visit www.cmc.gov.au for further information on the council.

STATISTICS WORKING GROUP

The Cultural Ministers Council established a statistics advisory body, now known as the Statistics Working Group, in November 1985. The group liaises with the Australian Bureau of Statistics on cultural statistics, monitors the need for the development, collection and dissemination of cultural and leisure statistics, commissions studies, and provides advice to the Cultural Ministers Council on statistical matters.

CULTURAL DATA ONLINE

Cultural Data Online at www.culturaldata.gov.au is the website of the Statistics Working Group. It provides free online access to Australian arts and cultural research reports and statistics. The website is regularly updated to include new research publications from the Statistics Working Group.

NATIONAL CENTRE FOR CULTURE AND RECREATION STATISTICS

The National Centre for Culture and Recreation Statistics, is part of the Australian Bureau of Statistics, and is partially funded by the Cultural Ministers Council. This national centre is responsible for leading and coordinating national statistical activity in the fields of culture and recreation.

SOURCES OF INFORMATION

- 1 ABS, *Work in Selected Culture and Leisure Activities, April 2007* (cat. no. 6281.0)
- 2 ABS, *Employment in Culture, 2006* (cat. no. 6273.0)
- 3 ABS, *Attendance at Selected Cultural Venues and Events, 2005–06* (cat. no. 4114.0)
- 4 ABS, *Children's Participation in Cultural and Leisure Activities, 2006* (cat. no. 4901.0)
- 5 CMC SWG, *Cultural Participation by Persons with a Disability and Older Persons, 2003*
- 6 ABS, *Voluntary Work, 2006* (cat. no. 4441.0)
- 7 ABS, *Aboriginal and Torres Strait Islander Australians: Involvement in Arts and Culture, 2001 and 2002* (cat. no. 4721.0)
- 8 ABS, *Arts and Culture in Australia: A Statistical Overview, 2007* (cat. no. 4172.0)
- 9 CMC SWG, *Cultural Funding in Australia Three Tiers of Government, 2005–06*
- 10 ABS, *International Trade, Australia: FASTTRACS Service - Electronic delivery, 2007* (cat. no. 5466.0).
- 11 ABS, *Australian National Accounts: Input-Output Tables (Product Details), 2001–02* (cat. no. 5215.0.55.001)
- 12 ABS, *Counts of Australian Businesses, Including Entries and Exits, June 2003 to June 2006* (cat. no. 8165.0)
- 13 ABS, *Australian Industry, 2005–06* (cat. no. 8155.0)

CONTACTS

This publication is available online at www.culturaldata.gov.au. Hardcopies are available from the Cultural Ministers Council Statistics Working Group Secretariat and can be obtained from:

Statistics Working Group Secretariat,
Department of the Environment, Water, Heritage and the Arts,
GPO Box 787, Canberra City ACT 2601

© Commonwealth of Australia 2008